





1. Integrate new vocabulary words and phrases into daily routines and use them regularly in instruction (hello, listen, sit, see you soon).



**MAKING
CONNECTIONS-
IDEAS FOR
REINFORCING
BLACKFOOT
VOCABULARY IN THE
CLASSROOM**



2. Have new words and phrases written out and visible around the classroom.



3. Provide students with multiple opportunities to listen to the vocabulary words and/or phrases during a scheduled time. The Blackfoot App is awesome and can be downloaded onto Ipads.

<https://apps.apple.com/ca/app/blackfoot/id1021082462>



4. Incorporate non-linguistic representation opportunities for students(kinesthetic- acting out vocabulary, or create mental imagery of vocabulary by using five senses).

**MAKING
CONNECTIONS-
IDEAS FOR
REINFORCING
BLACKFOOT
VOCABULARY IN
THE CLASSROOM**

Directions: In pairs, or independently select a vocabulary word and act it out. See if your partner can guess the vocabulary word and have him/her say it in Blackfoot.




5. Peer Talk

Directions: take turns calling out an English word or phrase and see if your partner can provide the corresponding Blackfoot vocabulary word/phrase or ask a question and see if your partner can answer you in Blackfoot.




6. Self Talk


Directions: Practice saying each of the vocabulary words or phrases in the unit (one at a time). Record yourself saying the words/phrases and then play them back.





MAKING CONNECTIONS- IDEAS FOR REINFORCING BLACKFOOT VOCABULARY IN THE CLASSROOM



7. Play a game! Kahoot review
Directions: Design a vocabulary review game for students using Kahoot. Have the students work in pairs, small groups or independently and review the words or phrases in a game format (<https://kahoot.com>).



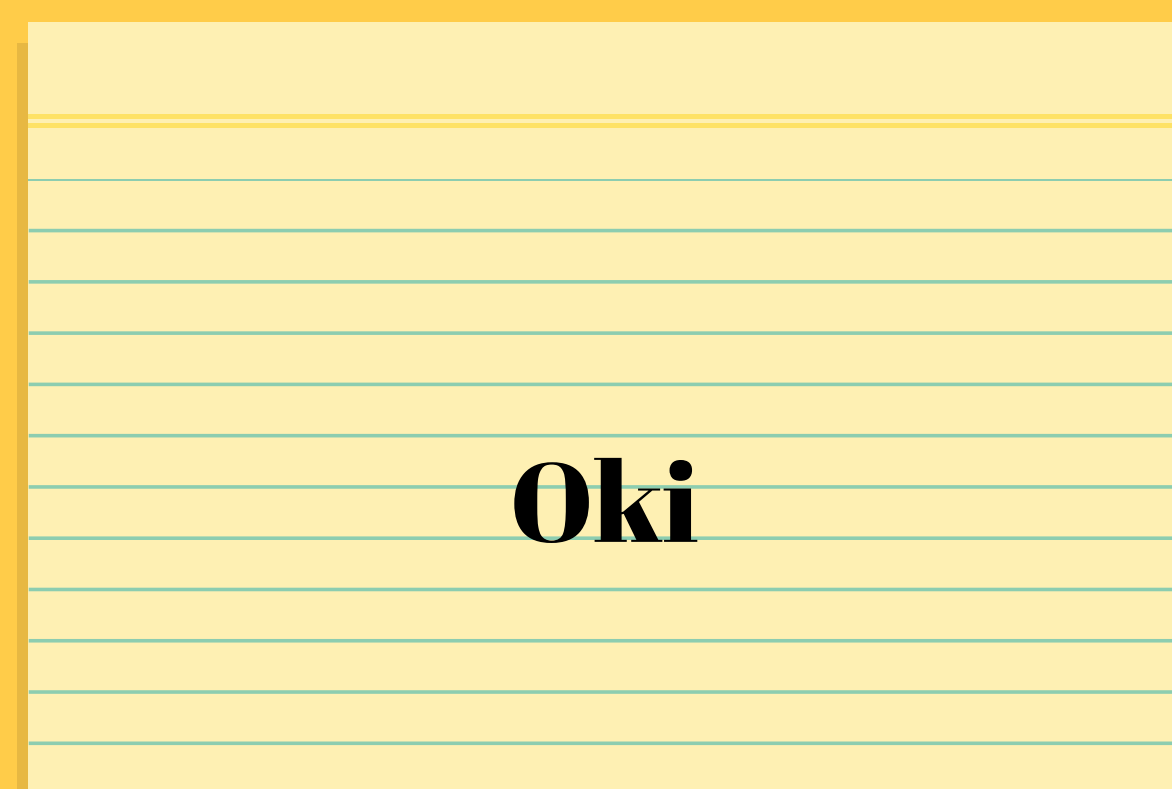

MAKING CONNECTIONS- IDEAS FOR REINFORCING BLACKFOOT VOCABULARY IN THE CLASSROOM



8. Have students create a visual to make a meaningful connection (web, picture, collage, mind map)

Directions: Using Canva or a simple online graphic design program, create a poster or infographic with key vocabulary words/phrases, pictures, and/or photographs that help to make connections to the language.

MAKING CONNECTIONS- IDEAS FOR REINFORCING BLACKFOOT VOCABULARY IN THE CLASSROOM




9. Have students create bookmarks and flash cards (using card stock) with key words and phrases. Provide students time to review words independently or in small groups using the materials they made. Students can also take these materials home and teach or review with a family member.




10. Sing or listen to music with key words and phrases- turn key vocabulary /phrases into a song. Song is an awesome way for students to retain words/phrases and proper pronunciation.



**MAKING
CONNECTIONS-
IDEAS FOR
REINFORCING
BLACKFOOT
VOCABULARY IN THE
CLASSROOM**




11. Using a simple video program, like biteable, have students work together or independently to design a video that incorporates key words and phrases. You can also insert footage of the words being spoken.






12. Have students journal and incorporate the Blackfoot words learned into the weekly journal entries. These journal can also be sent home and shared with family members on a regular basis.



**MAKING
CONNECTIONS-
IDEAS FOR
REINFORCING
BLACKFOOT
VOCABULARY IN THE
CLASSROOM**



13. Keep the learning space low stress and super supportive. Encourage students to apply the words and vocabulary without feeling judgement or having fear of failing (Growth Zone). Cheer each other on!





14. Flippity is great for turning a Google spreadsheet into fun and interactive computer games and activities including: match games, word searches, quiz shows, flash cards, and scavenger hunts.

Teachers or students could use Flippity to create custom vocabulary/phrases for each other.

<https://flippity.net/>




**MAKING
CONNECTIONS-
IDEAS FOR
REINFORCING
BLACKFOOT
VOCABULARY IN THE
CLASSROOM**



15. Book creator is an app that allows students to create digital books (that can be printed and look very professional). The program is very user friendly for students and could be used by students to create Blackfoot vocabulary and phrases books.



MAKING CONNECTIONS- IDEAS FOR REINFORCING BLACKFOOT VOCABULARY IN THE CLASSROOM



16. Most importantly, have a fluent speaker in your classroom on a regular basis. This personal connection is powerful. An Elder or Cultural Liaison are an essential/foundational piece of learning the language. Learning in a meaningful context is imperative for success.